

# FTV 550 TECHNICAL DATA

FTV 550

## SAFE, TESTED AND PROVEN HUNDREDS OF TIMES

02

Goldhofer's FTV 550 takes the progressive development of wind turbines into account. The FTV 550 is able to accommodate even the largest rotor blades. The ingenious FTV 550 has already proven itself hundreds of times in practical situations for the transport of the latest rotor blade generations and easily masters them.



### TECHNICAL DATA

	FTV 550
Dead weight	15.7 t
Ballast weight	18 t
Lifting torque	550 mt
Raised maximum angle	60°
Pitch angle	Endless




### ACCESSORIES

- + Wind measuring on the blade tip
- + Remote radio control with axle pressure indicator and wind indicator
- + Railing for safe work on the adaptor
- + Access ladder

### ROTOR BLADE ADAPTOR

- + FTV 550, dead weight 2.6 t for diameter up to 3,400 mm



FTV 550

#### GOLDHOFER AKTIENGESELLSCHAFT

Donaustrasse 95, 87700 Memmingen/Germany  
Telephone: +49 8331 15-0, Fax: +49 8331 15-239  
Web: www.goldhofer.com, E-Mail: info@goldhofer.com

#### GOLDHOFER INC. | FLITELINE, LLC

7401 Riviera Boulevard, Miramar, FL 33023, USA  
Telephone: +1 954 433 5617, Fax: +1 954 433 5445  
Web: www.goldhofer.com, E-Mail: info@goldhofer.com  
Web: www.flitelineusa.com, E-Mail: info@flitelineusa.com

#### SALES

Telephone Sales Europe: +49 8331 15-341  
Telephone Sales International: +49 8331 15-342  
E-Mail: sales-transporttechnology@goldhofer.com

#### SERVICES AND SPARE PARTS

Telephone: +49 8331 15-400, Fax: +49 8331 15-247  
Emergency Hotline: +49 172 837 61 65  
E-Mail: service-transporttechnology@goldhofer.com

01/2020-EN We reserve the right to make design alterations and changes in the sense of technical progress and on the basis of statutory regulations. Technical data in loaded vehicle condition.



## FTV 550

SPECIAL APPLICATIONS





# ROTOR BLADES TRANSPORTED SAFELY

The number of onshore and offshore wind farms for harvesting energy has been constantly increasing worldwide for many years. The installed capacity gained from wind energy doubled just between 2011 and 2016 around the world from 250 to 500 Gigawatts. In order to reach the increasingly powerful wind turbines, it is often necessary to cross narrow bends or pass through developed areas. Our blade-carrying transport devices, which can be combined with towed or driven heavy-duty modules, enable easy and economical transport to the construction sites – irrespective of how narrow it gets.





- YOUR BENEFITS**
- ✓ Display for essential application parameters
  - » Safe and reliable operation
  - ✓ Installed between the modular chassis to reduce the total height
  - » Very low center of gravity for increased safety
  - ✓ Closed working platform
  - » Safety at work when attaching the blades

**TECHNICAL FEATURES**

+ Raised maximum angle	60°
+ Pitch angle	Endless
+ Maximum rotor blade diameter	3,400 mm
+ Dead weight	15.7 t
+ Ballast weight	18 t
+ Lifting torque	550 mt

## FTV 550 TRIED AND TESTED HUNDREDS OF TIMES



**CHALLENGE ACCEPTED**  
The route for a total of nine rotor blades included a distance of 8 km, passing through villages, corners and bends underneath high-voltage cables and was one of the first transports with the FTV 550 in Germany.